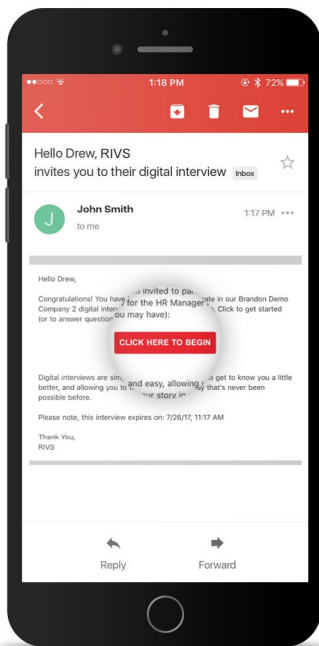


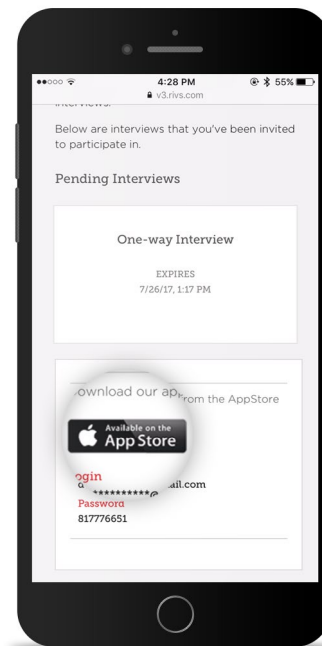


iOS APP CANDIDATE EXPERIENCE GUIDE

This guide covers the process of starting and completing a RIVS interview using an Apple device.

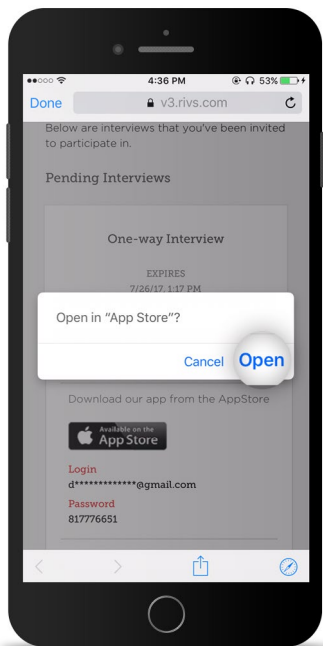


- 1 From your invitation email, click the Click Here to Begin button.




- 2 If you have not downloaded the RIVS Apply app, download it by clicking the Apple App Store badge.

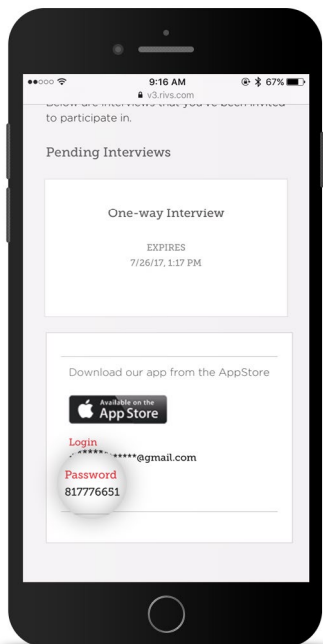
IOS APP CANDIDATE EXPERIENCE GUIDE




3 Click Open.



4 Click the Get button to download the RIVS Apply app.

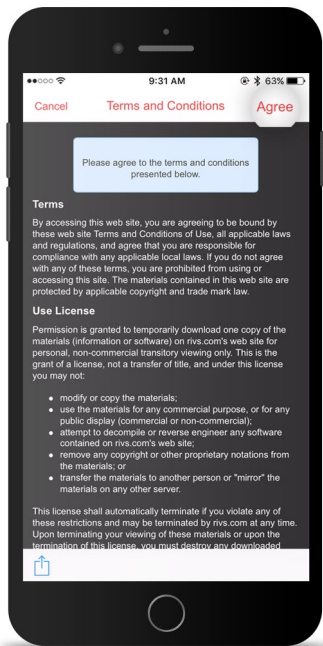


5 Return to your mobile browser and copy the password from the invitation page. Open the RIVS Apply App.

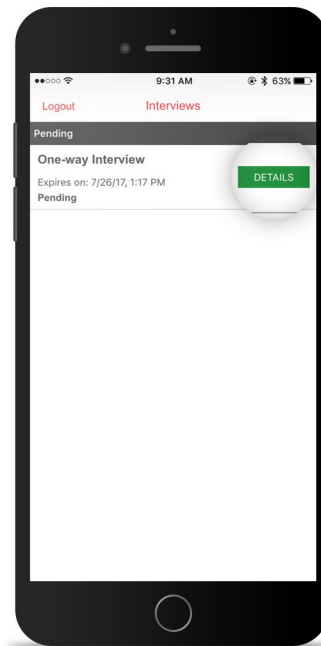


6 Once you've opened the RIVS Apply App, type the email address associated with your interview into the email address field and paste the password into the password field. Click Login.

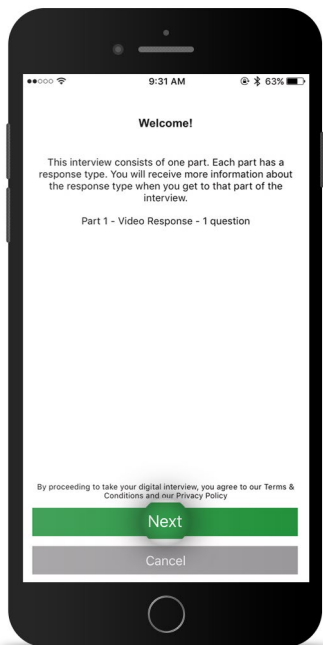
IOS APP CANDIDATE EXPERIENCE GUIDE



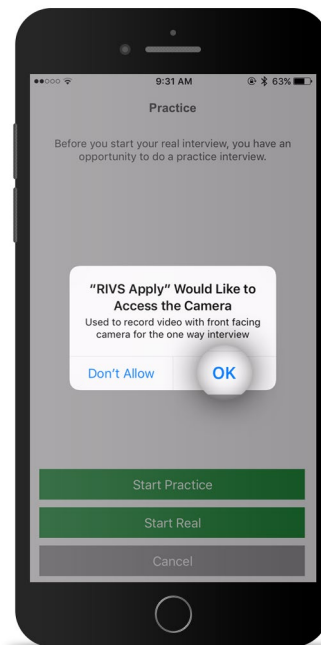
- 7 Agree to the terms and conditions by clicking the Agree button in the top right corner.



- 8 Select the interview you want to complete by clicking the Details button.

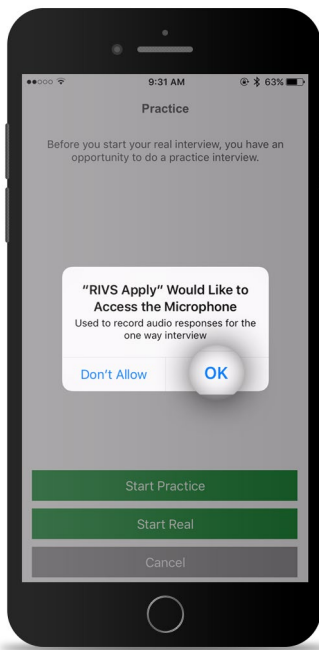


- 9 Review the welcome message and click the Next button.

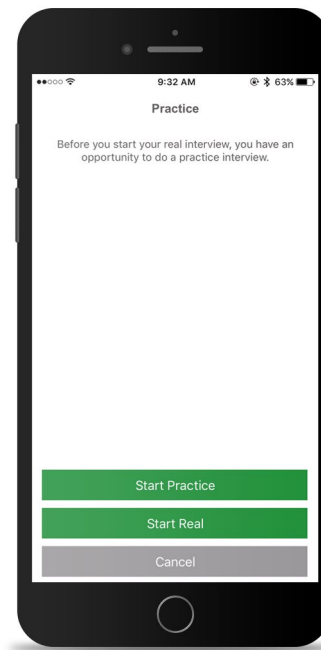


- 10 Click Ok to give the app permission to use your camera.

iOS APP CANDIDATE EXPERIENCE GUIDE



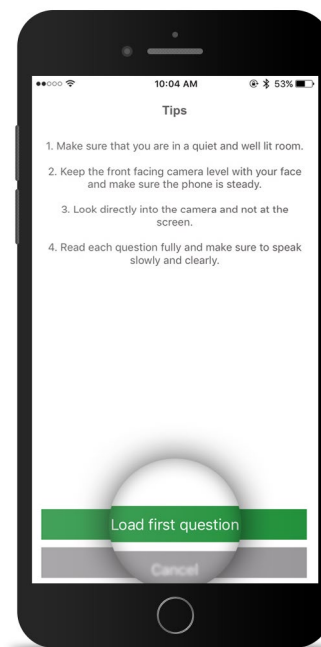
11 Click Ok to give the app permission to use your microphone.



12 Click the Start Practice button to take a practice question or click the Start Real button to begin your interview.




13 Review the interview details page and click the Next button.




14 Review the interview tips and click the Load first question button.


iOS APP CANDIDATE EXPERIENCE GUIDE



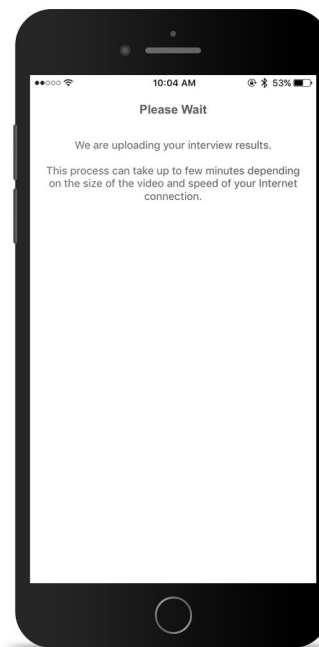
- 15** Review the question, center yourself on-screen and click the Prepare Answer button when you're ready to record.



- 16** Answer the interview question and press the Stop button.



- 17** Review your response by clicking the play button on the video player. If available, click Record Answer to re-record your response. Click Next Question to move to the next step in the interview process.



- 18** After you've recorded your answer to the last question, wait for your responses to upload. You will advance to the next step

iOS APP CANDIDATE EXPERIENCE GUIDE



- 19** Click the Finish button to end your interview.